



Portable sawmills

IDEAL Apex from Montfort international superior bandsaw blades for portable sawmills are specially engineered to ensure high and consistent results.

High and consistent end result is the key factor for all IDEAL manufactured bandsaw blades. Straight cut, less sawdust, long lifetime, re-sharpable teeth, specific adapted blade camber and tooth-setting are typical parameters that will guarantee the desired result. Our blades manage to work through all types of wood species.

Montfort offers a comprehensive range of products that covers most requests. Our highly skilled engineers and operators have the knowledge and production ability to meet and solve all our customers demands.

For more information:

(800) 463-6668

(418) 877-0778

info@montfort-international.com


www.montfort-international.com




Bandsaw blades for

Portable sawmills

We supply high-performance bandsaw blades of different teeth configurations and manufactured from the best strip steel available to ensure they cut easily through different wood qualities.




Apex RF




The natural option for high volume sawing. Also for primary and secondary breakdown.

Apex CC



The best choice to remove excess of saw dust from board and wood is our DeckDuster. This improves working environment and no need for extra production process.

Apex MTX



Specially made for recycling where the presence of different metals such as nails are a problem.

Dimensions (mm)	Carbon Steel	BiMetal	Dimensions (inch)
25 x 1.05-19mm	●		1" x .041"-3/4"
27 x 0.90-2TPI	●		1.06" x .035"-2TPI
29 x 0.90-19mm	●		1.14" x .035"-3/4"
29 x 0.90-2TPI	●		1.14" x .035"-2TPI
29 x 0.90-19/DD	●		1.14" x .035"-3/4"DD
32 x 1.05-22mm	●		1¼" x .041"-7/8"
32 x 1.05-25mm	●		1¼" x .041"-1"
32 x 1.05-19/DD	●		1¼" x .041"-3/4"DD
32 x 1.05-22.2/DD	●		1¼" x .041"-7/8"DD
32 x 1.05-22mm	●		1¼" x .041"-7/8"DD
34 x 1.10-5-8TPI		●	1.1¼" x .043-5-8TPI
34 x 1.10-22mm		●	1.1¼" x .043"-7/8"
35 x 0.90-22mm	●		1¾" x .035"-7/8"
35 x 1.00-22mm	●		1¾" x .039"-7/8"
38 x 1.10-22mm	●		1.50" x .043" x 7/8"
38 x 1.25-22mm	●		1.50" x .049" x 7/8"
38 x 1.25-25mm	●		1.50" x .049" x 1TPI
38 x 1.40-MTT*	●		1.50" x .055"-MTT*
38 x 1.40-25mm	●		1.50" x .055" x 1TPI
50 x 1.10-25mm	●		2.00" x .043" x 1TPI
50 x 1.25-25mm	●		2.00" x .049" x 1TPI
50 x 1.40-MTT*	●		2.00" x .055"-MTT*
50 x 1.40-25mm	●		2.00" x .055" x 1TPI
50 x 1.40-28mm	●		2.0" x .055" x 1-1/8"

* MTT: 22.225 mm / 7°



Ordering details

Please e-mail your orders to:

info@montfort-international.com

Always specify width, thickness and teeth configuration e.g. 29 x 0.90-2TPI. Bandsaw blades can be customized according to your special preference.



The IDEAL Apex Bandsaw Blade Family

CARBON AND BI-METAL BANDSAW BLADES FOR PORTABLE SAWMILLS

The best blades on the market.

Coming from Sweden and the United States but transformed and welded in our workshop here in Quebec.





Delivery Delays: 1 to 3 working days

IDEAL APEX RF <i>Reference Force</i>	IDEAL APEX MP <i>Maximum Performance</i>	IDEAL APEX CC <i>Reference Force Chip Crunch</i>	IDEAL APEX SL <i>Silicone Life</i>	IDEAL APEX MTX <i>Matrix</i>
<p>Top rated seller.</p> <p>Longevity Sustainability Re-sharpenable Very flexible Better sawing precision Impeccable finish Very little loss of material</p> <p>This blade is found on all models of mills and sawmills</p>	<p>Perfect carbon blade for use on less powerful/weaker portable sawmills/sawmills</p> <p>Flexible bands suitable for small flywheels</p> <p>Special alloy that provides exceptional strength and longevity of the blade</p> <p>Individually hardened hook tooth tips</p>	<p>Slitting blade designed to remove more saw dust</p> <p>Removes dust and chips between planks</p> <p>Blade recommended for cutting frozen wood and cutting recycled pallets (with nails and screws)</p> <p>Its very sharp induction hardened teeth offer sawing precision and performance</p>	<p>Blade with the highest silicon content</p> <p>Very resistant to abrasion</p> <p>It has ground teeth, which promotes chip evacuation</p>	<p>Same quality as the Apex RF but also with bi-metal technology (M42)</p> <p>The right choice for high production and difficult cutting conditions</p> <p>Resists high cutting speeds and wear very well</p> <p>Very resistant to abrasion</p>
<p>For all hardwoods, softwoods or resinous woods. For laminates. Exotic woods.</p>	<p>For all hardwoods, softwoods or resinous woods For laminates.</p>	<p>Hardwoods and softwoods Logs, planks and pallets. Frozen woods.</p>	<p>For all hardwoods, softwoods or resinous woods. For laminates.</p>	<p>For all hardwoods, softwoods or resinous woods. Exotic woods.</p>






ALL IDEAL APEX BLADES CAN BE INSTALLED AND USED WITH THESE PORTABLE SAWMILLS

Manufacturer	Mill Name	Length (in inches)	Thickness (in inches)	Width (in inches)	To Order:
Moulins Champions Scieries mobiles Gilbert	Scierie Mobile Gilbert Little 9.5	142"	0.042"	1- 1/4"	 For your APEX blades for your scierie Champions / SMG, Contact our reseller Scierie Mobile Gilbert at (418) 871-2248
	Scierie Mobile Econo 14B	156"	0.042"	1- 1/4"	
	Scierie Mobile Econo 13S	156"	0.042"	1- 1/4"	
	Scierie Mobile PRO 20 EFI	162"	0.042"	1- 1/4"	
	Scierie Mobile PRO 25 EFI	162"	0.042"	1- 1/4"	
	Scierie Mobile Promax 30 EFI	162"	0.042"	1- 1/4"	
	Scierie Mobile Europa 1000 EFI	170"	0.042"	1- 1/2"	
Vallée Équipements Forestiers Scieries mobiles Vallée	Rebel	157-1/2"	0.042"	1- 1/4"	 For your APEX blades for your moulin Vallée, Contact our reseller Vallée Équipement Forestier at 1 (800) 577-2722
	Little Blue	157-1/2"	0.042"	1- 1/4"	
	Big Red	157-1/2"	0.042"	1- 1/4"	
	Green Monster	171"	0.042"	1-1/2"	
	Green Monster Wide	203"	0.050"	1-1/2"	
Norwood sawmills	LumberMax HD36	167"	0.042"	1- 1/4"	 For your APEX blades for your Norwood mill or portable sawmill Contact us at: 1 (800) 463-6668 / (418) 877-0778 or via email : info@montfort-international.com
	LumberMax HD38	167"	0.042"	1- 1/4"	
	LumberPro HD36V2	167"	0.042"	1- 1/4"	
	LumberMate LM29	144"	0.042"	1- 1/4"	
	LumberMate LM30	144"	0.042"	1- 1/4"	
	LumberMate LM34	167"	0.042"	1- 1/4"	
	LumberMate LM2K	144"	0.042"	1- 1/4"	
	LumberMan MN27	144"	0.042"	1- 1/4"	
	LumberMan MN26	144"	0.042"	1- 1/4"	
	Norwood ML26	144"	0.042"	1- 1/4"	
	Norwood LL24	144"	0.042"	1- 1/4"	
	Norwood MK3	144"	0.042"	1- 1/4"	
Norwood MK4	144"	0.042"	1- 1/4"		
Wood-Mizer	LX25 Portable Sawmill	132"	0.042"	1-1/4"	 For your APEX blades for your Wood-Mizer mill or portable sawmill Contact us at: 1 (800) 463-6668 / (418) 877-0778 or via email : info@montfort-international.com
	LX55 Portable Sawmill	132"	0.042"	1-1/4"	
	LT15START Portable Sawmill	158"	0.042"	1-1/4"	
	LT15 Portable Sawmill	158"	0.042"	1-1/4"	
	LT15WIDE Portable Sawmill	176"	0.045"	1-1/4"	
	LT28 Portable Sawmill	158"	0.042"	1-1/4"	
	LT35 Portable Sawmill	158"	0.042"	1-1/4"	
	LT35 Hydraulic Portable Sawmill	158"	0.042"	1-1/4"	
	LT40 Super Hydraulic Portable Sawmill	158"	0.042"	1-1/4"	
	LX150 Portable Sawmill	176"	0.042"	1-1/4"	
	LX450 Hydraulic Portable Sawmill	178"	0.045"	1-1/4" or 1-1/2"	
	LT40 Hydraulic Portable Sawmill	158"	0.042"	1-1/4"	
	LT50 Hydraulic Portable Sawmill	158"	0.042" or 0.045"	1-1/4" or 1-1/2"	
LT70 Super Hydraulic Portable Sawmill	184"	0,045	1-1/4"		



Hud-Son Forest Equipment	HFE-21 Homesteader	132"	0.035" or 0.042"	1-1/4"	For your APEX blades for your Hud-Son Forest Equipment mill or portable sawmill Contact us at: 1 (800) 463-6668 / (418) 877-0778 or via email : info@montfort-international.com
	HFE-30 Homesteader	167"	0.042"	1-1/4"	
	HFE-36 Homesteader	167"	0.042"	1-1/4"	
	Hunter Camo Portable Sawmill	132"	0.035" or 0.042"	1-1/4"	
	Patriot Portable Sawmill	132"	0.035" or 0.042"	1-1/4"	
	Sawyer Portable Sawmill	132"	0.035" or 0.042"	1-1/4"	
	Warrior XL Portable Sawmill	167"	0.042"	1-1/4"	
	Oscar 428 Portable Sawmill	132"	0.035" or 0.042"	1-1/4"	
	Oscar 330 Pro Portable Sawmill	167"	0.042"	1-1/4"	
	Oscar 336 Pro Sawmill	167"	0.042"	1-1/4"	
	Farm Boss Portable Sawmill	167"	0.042"	1-1/4"	
	H360 Hydraulic Portable Sawmill	167"	0.042"	1-1/4"	
	Slabber - Wide Slab Sawmill	193"	0.042" or 0.045"	1-1/4"	
	OSCAR 52 Portable Sawmill	221"	0.045"	1-1/2"	
OSCAR 60 Sawmill	267"	0.042" or 0.045"	1-1/2" or 2"		
Woodland Mills	HM122 Portable Sawmill	125	0.042"	1-1/4"	1 (800) 463-6668 / (418) 877-0778 or via email : info@montfort-international.com
	HM126 Portable Sawmill	144	0.042"	1-1/4"	
	HM130 Max Portable Sawmill	157-1/2"	0.042"	1-1/4"	
Outils Viel Crison inc.	Viel Protatable Sawmill	158"	0.042"	1-1/4"	1 (800) 463-6668 / (418) 877-0778 info@montfort-international.com
Range-Road Crison inc.	Sawmill RR5022	144"	0,042"	1-1/4"	1 (800) 463-6668 / (418) 877-0778 info@montfort-international.com
	Sawmill RR5026	144"	0.042"	1-1/4"	
	Sawmill RR5018	109-1/2"	0.042"	1-1/4"	
	Sawmill RR5032	156-1/2"	0.042"	1-1/2"	
	Sawmill RR5036	162-1/2"	0.042"	1-1/2"	
DUCAR	SM260 Portable Sawmill	145"	0.042"	1-1/4"	1 (800) 463-6668 / (418) 877-0778 info@montfort-international.com
	SM310-DLS portable Sawmill	156"	0.042"	1-1/4"	
	SM180 Portable Sawmill	120"	0,035"	1-1/4"	
Proforestr	Pro HD-20 Portable Sawmill	158"	0.042"	1-1/4"	1 (800) 463-6668 / (418) 877-0778 info@montfort-international.com
	Pro HD-24 Portable Sawmill	158"	0.042"	1-1/4"	
Baker sawmills	Wood Buddy Sawmill	132"	0.042"	1-1/4"	1 (800) 463-6668 / (418) 877-0778 info@montfort-international.com
	Blue Streak Sawmill	208"	0.045"	1-1/4"	
	Baker Model A Resaw	158"	0.035" or 0.042"	1" or 1-1/8"	
	Baker Model AB Resaw	158"	0.042"	1-1/4"	
	Baker Model AB Resaw	158"	0.042"	1-1/4"	
	Baker Model C Resaw	158"	0.035"	1" or 1-1/8"	
Cook Sawmills	Cooks AC-3651 Sawmill	202"	0.042"	1-1/4"	1 (800) 463-6668 / (418) 877-0778 info@montfort-international.com

Can't find your sawmill or blade size? Contact us! All our blades are custom made.



ECO-UNIVERS

Water-based lubricant containing surfactants and wetting agents of vegetable origin. The formulation does not contain any ingredients that are hazardous to the environment and the user.



THE ÉCO-UNIVERS BENEFITS

- ✓ Prevents gumming
- ✓ Prevents overheating
- ✓ Reduces sharpening
- ✓ Prolongs the life of the bandsaw

Available sizes:

205, 20, 4, and 1 L